

" "

2000 10

50

50

50

50

2019 7

3000

40.7

13

7

1

1

"

"

2020

1

01

1		2	
1	22823.15	31	
2	8000	32	
3		33	
4		34	
5	10825	35	38575.77
6		36	3.5
7		37	
8	5447.35	38	
9		39	598.19
10		40	50
11		41	0.17
12		42	
13		43	
14		44	
15		45	
16		46	
17		47	
18		48	
19		49	174.83
20		50	
21		51	
22		52	
23		53	8000
24		54	
25		55	
26		56	
2			

17

		1	2	3	4	5	6	7
		47095. 5	30823. 15		10825			5447. 35
205		38322. 48	22050. 13		10825			5447. 35
20503		37298. 28	21025. 93		10825			5447. 35
2050302		28. 9	28. 9					
2050305		36844. 18	20571. 83		10825			5447. 35
2050399		425. 2	425. 2					
20509		1000	1000					
2050999		1000	1000					
20599		24. 2	24. 2					
2059999		24. 2	24. 2					

		1	2	3	4	5	6	7
210		598.19	598.19					
21011		598.19	598.19					
2101102		470.5	470.5					
2101103		127.69	127.69					
221		174.83	174.83					
22102		174.83	174.83					
2210201		174.83	174.83					
229		8000	8000					
22904		8000	8000					
2290402		8000	8000					

		1	2	3	4	5	6
		47402.46	30476.91	16925.55			
205		38575.77	29703.72	8872.05			
20503		37526.99	28703.72	8823.27			
2050302		28.94	27	1.94			
2050305		37096.5	28675.52	8420.98			
2050399		401.55	1.2	400.35			
20509		1000	1000				
2050999		1000	1000				
20599		48.78		48.78			
2059999		48.78		48.78			
206		3.5		3.5			

		1	2	3	4	5	6
20607		3.5		3.5			
2060799		3.5		3.5			
210		598.19	598.19				
21011		598.19	598.19				
2101102		470.50	470.50				
2101103		127.69	127.69				
211		50		50			
21110		50		50			
2111001		50		50			
212		0.17	0.17				
21203		0.17	0.17				
2120399		0.17	0.17				
221		174.83	174.83				
22102		174.83	174.83				
2210201		174.83	174.83				

		1			2	3	4	5
	1	22823.15		15	19853.77	19853.77		
	2	8000		16	3.5	3.5		
	3			17	598.19	598.19		
	4			18	50	50		
	5			19	0.17	0.17		
	6			20	174.83	174.83		
	7			21	8000		8000	
	8			22				
	9	30823.15		23	28680.46	20680.46	8000	
	10	1304.18		24	3446.87	3446.87		
	11	1304.18		25				
	12			26				
	13			27				
	14	32127.33		28	32127.33	24127.33	8000	

	1	2	3
	20680.46	15813.90	4866.56
205	19853.77	15040.71	4813.06
20503	18804.99	14040.71	4764.28
2050302	28.94	27	1.94
2050305	18374.50	14012.51	4361.99
2050399	401.55	1.2	400.35
20509	1000	1000	
2050999	1000	1000	
20599	48.78		48.78
2059999	48.78		48.78

2210201		174.83	174.83	
---------	--	--------	--------	--

301		15716.03	302		1377.46	307		
30101		5455.15	30201		3.59	30701		
30102		1474.81	30202		21.38	30702		
30103		4317.78	30203			30703		
30106			30204		0.06	30704		
30107		1376.17	30205		4.38	310		2559.03
30108		1021.51	30206		18	31001		31.07
30109			30207		13.92	31002		1.47
30110		470.50	30208		655.65	31003		2215.54
30111		127.69	30209		118.15	31005		
30112		97.53	30211		28.20	31006		
30113		1290.32	30212			31007		279.99
30114			30213	()	8.33	31008		
30199		84.58	30214			31009		
303		1027.95	30215		13.73	31010		
30301			30216		11.01	31011		

30302			30217		0.99	31012		
30303			30218		280.26	31013		
30304			30224			31019		
30305		20.17	30225			31021		
30306			30226		29.30	31022		
30307			30227		38.39	31099		30.96
30308		1006.85	30228			312		
30309		0.93	30229			31201		
30310			30231			31203		
30311			30239		50.56	31204		
30399			30240			31205		
			30299		81.56	31299		
						399		
						39906		
						39907		
						39908		
						39999		
		16743.98						3936.49

:

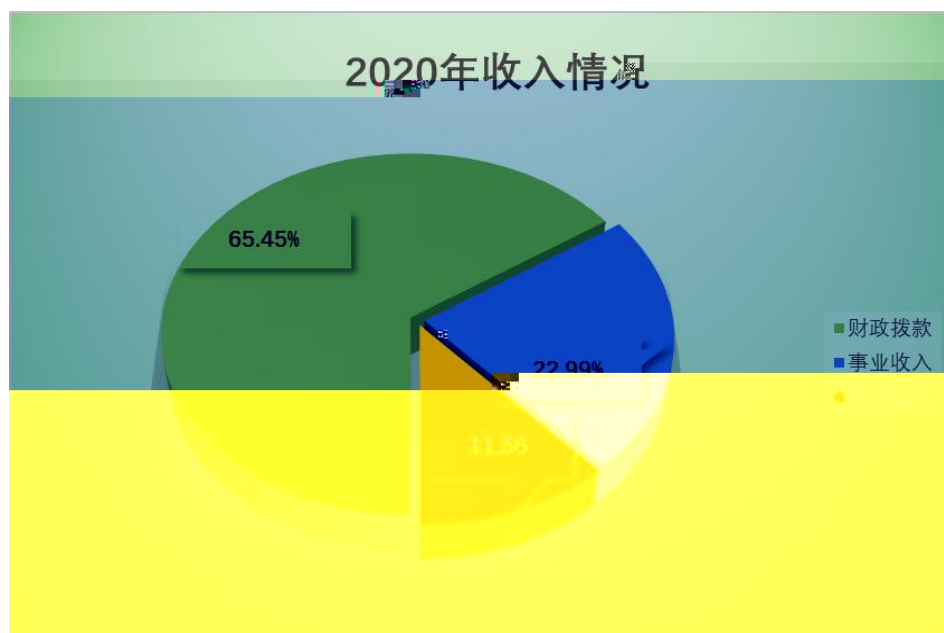
1	2	3	4	5	6	7	8	9	10	11	12
45		30		30	15	0.99					0.99

" "

" "

		1	2	3	4	5	6
			8000	8000		8000	
229			8000	8000		8000	
22904			8000	8000		8000	
2290402			8000	8000		8000	

2020 5 3 6 2019



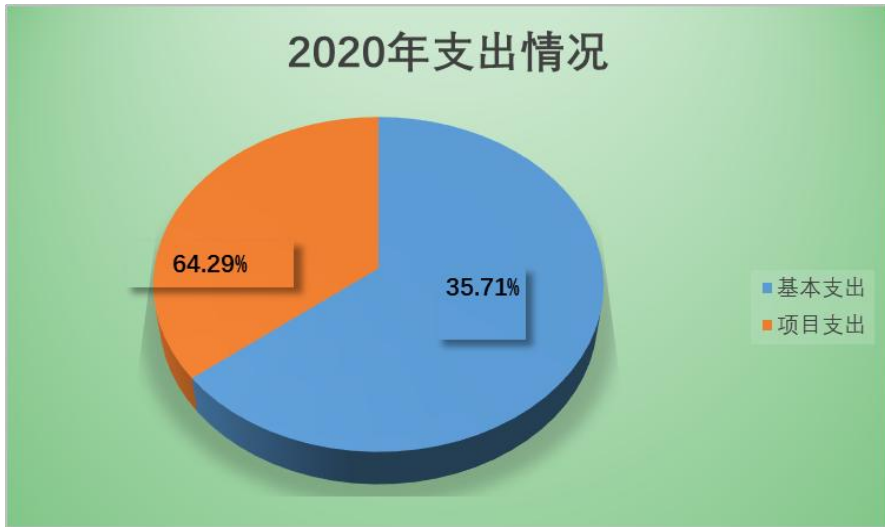
1 30823.15 2019
 9684.86 45.82%

8000

2 10825 2019 1098.6
 11.3%


3 5447.35 2019
 4658.18 46.1%

47402.46 30476.92
 64.29% 16925.55 35.71%



1	30476.92	2019
4531.83	17.47%	
2	16925.55	2019
5582.79	49.22%	

2020	32127.33	2019
	6573.81	
25.73%		



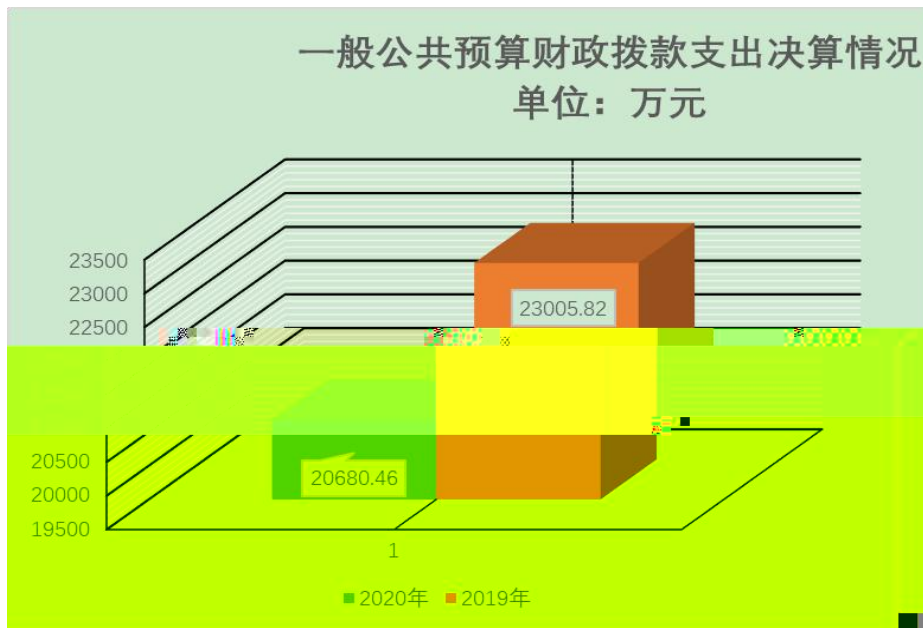
2020

20680.46

43.63% 2019

2325.35

10.11%



2020

20680.46

19853.77 96%

3.5

0.02%

598.19

2.89%

50

0.24%

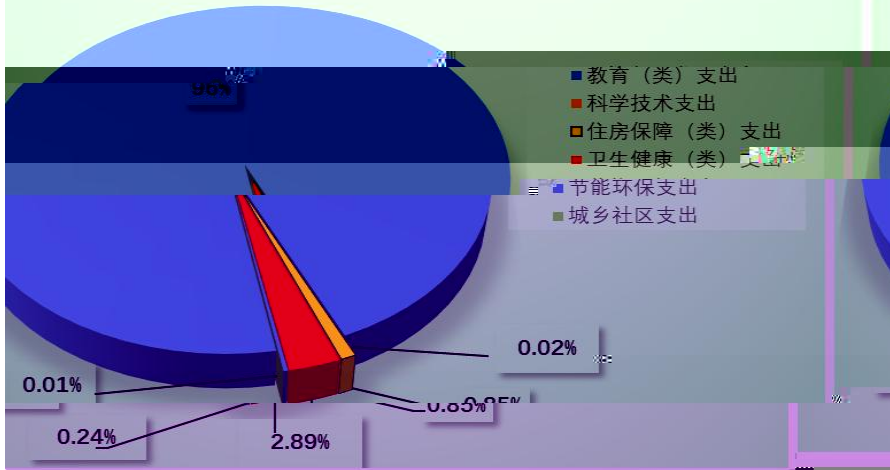
0.17

0.001%

174.83

0.85%

一般公共预算财政拨款支出决算结构 情况



2020		
20680.46		20680.46
100%		
1		
	28.94	28.94
100%		
2		
	18374.5	18374.5
100%		
3		
	401.55	401.55
100%		

4

1000

1000

100%

5

x

48.78

p

48.78

100%

0%

0

6

!

3.5

3.5

100%

7

470.5

470.5

100%

8


127.69

127.69

100%

9

7.0



0.17

100%

11

174.83

174.83


100%

2020

20680.47

16743.98

3936.49



0 2020
 0
 0 2020 12 31

14 83 0.99 0 0 0 0 0
2020 8000 8000 0
0 0 8000

2020 4029.24
3099.72 551.57
377.95 3514.75
87.23%

2020. 76

50. 15%

2020

12

31

9

4

5

50

38

100

1

2020

"

" "

" 2

"

"

" "

" "

" "

" "

"

1			99.99	
2			99.99	

2020

					A	B		B/A)			
10			2000	2000	2000	10	100%	10			
			2000	2000	2000	-		-			
		1. 1000			1. 1000						
		100% 365			100% 365						
		2. 16000			2. 18392			18392 97.92%			
		98% 100%			100%						
		3. 900			3. 1003						
		4. 100%			4. 100%						
					A						
					1000	100.00%	8	8			
					900	111.44%	8	8			
					16000	114.95%	8	8	2392		
					=100%	100.00%	6	6			
50					=100%	100.00%	4	4			

			=100%	100.00%	5	5	
			=100%	100.00%	5	5	
			=100%	100.00%	6	6	
30			98%	97.92%	6	5.99	
			16000	114.95%	12	12	2392
			=365	100%	12	12	
10			=100%	100%	3	3	
			=100%	100%	3	3	
			=100%	100%	4	4	
	99.99						

2020

10			A	B		B/A)	
		1000	1000	1000	10	100%	10
		1000	1000	1000	-		-
1.	200	300	1.	200	300		
	500			500		100%	
	100%	365		365			
2.	16000	16000	2.		18392		
	98%	100%		18392	18392	97.92%	
3.			3.		100%		
	100%					100%	
50			A				
			16000	114.95%	7	7	2392
			=200	100%	5	5	
			=300	100%	4	4	
			=500	100%	6	6	
			=100%	100%	7	7	
			=100%	100%	5	5	
			=100%	100%	5	5	
		=100%	100%	5	5		

		=100%	100 %	6	6	
		98%	97.92%	6	5.99	
30		16000	114.95%	12	12	
		=365	100%	12	12	2392
	1 6	—				
ê						

3 4 " " " 2015
11000 " 2016
12000 ' 2050305
2017

2020 1.2 /

2000

2020

2000

2000

100%

1

100%

2

98%

1

1000

100%

2

100%

3

1003

18392

18392

97.92%

100%

2020

99.99

100%